





August in the Garden


Winter is now making its mark, but Spring is just around the corner so let's get planning. With clear night skies we will still get the odd frost so keep a watch out for the frost warnings. This is also likely to be wet  as the winter sky opens to fill our tanks, dams and reservoirs for the coming Spring and Summer.

Coming to the end of winter we all have seed raising on our minds. It's time to make sure your seed and propagation area is clean from any weeds & disease. Also, it is a good idea to clean and disinfect your seed raising containers and trays. Make sure you use a good quality seed raising mix as they are perfect for raising seed. If you use a potting mix the components of the mix are often too big, so the seed disappears or is smothered and doesn't get the light and water required for germination.

Bare rooted ornamental, fruit and berry season is just about finished. As winter ends the deciduous  plants start to develop the leaf and flower buds along with new roots. The new roots are very delicate and can be damaged easily so therefore they are best not disturbed once they have started to wake up.

Prepare your tomato  bed now for planting out during spring. Its best to dig bed over then add lots of compost, chicken manure (pelletised is better) and cover with a straw mulch. Don't forget to water in and keep an eye out for any weeds that try to invade your fresh bed.

 **Seeds to plant**- Beetroot, Broad Bean, Leek, Lettuce, Onion, Parsnip, Pea, Radish,

 **Seedlings to plant** -Broccoli, Cabbage, Cauliflower, Potatoe, Rocket, Silverbeet.

 **Herbs to plant** -Coriander, Parsley, Rosemary, Thyme.



Cockatoo Community House

supported by

